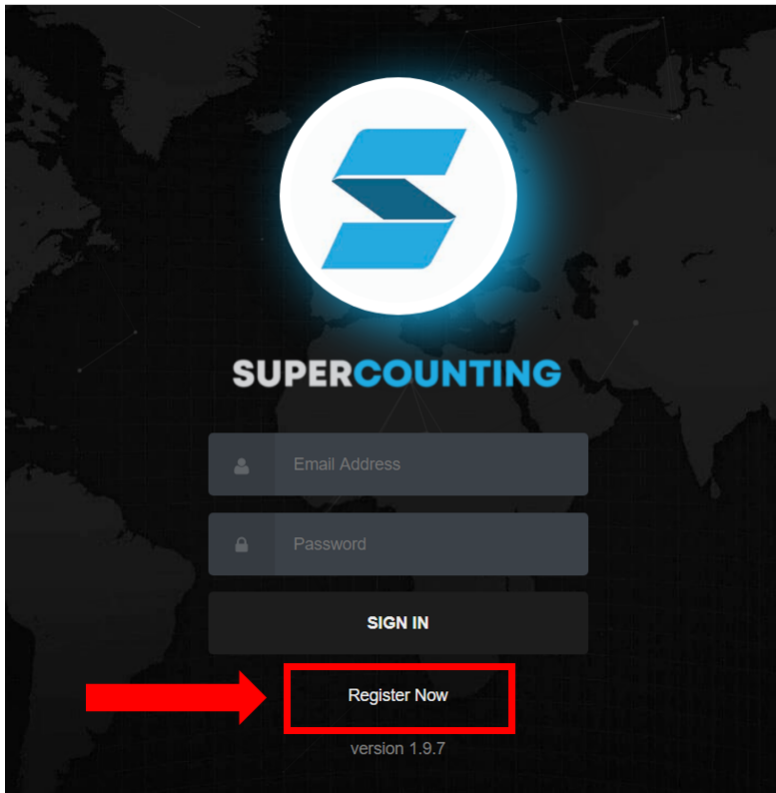


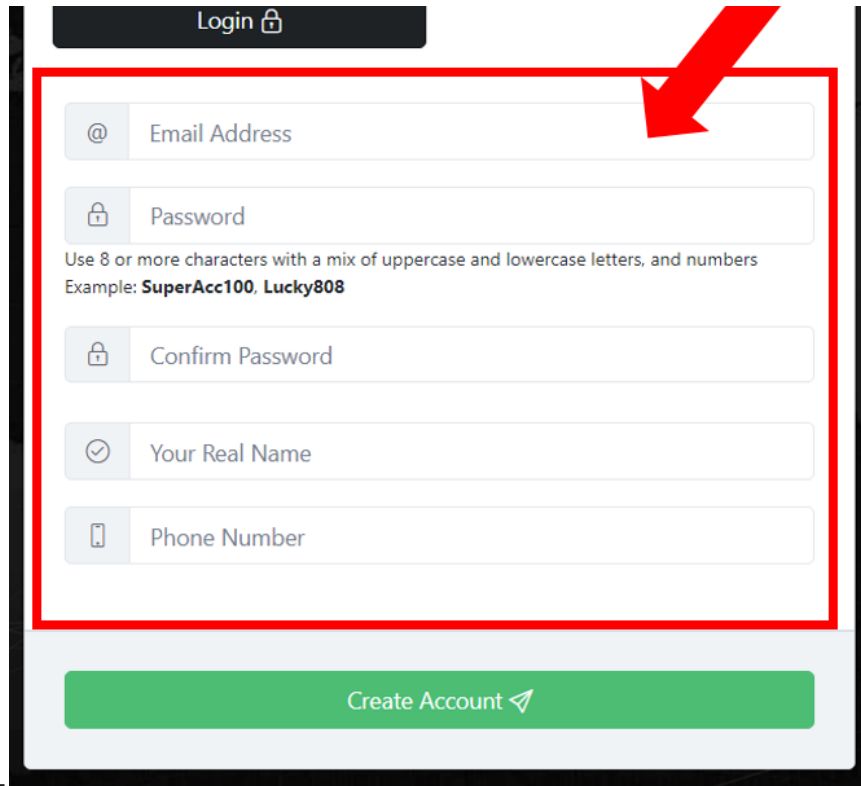
User Registration

1. Go to supersuite.my
2. Click Register Now to register new account.




3. Fill in your detail information before click create


account.




The image shows a registration form with a dark header bar containing a "Login" button with a lock icon. The form itself is white with a red rectangular border. Inside the border, there are five input fields: "Email Address" (with an @ icon), "Password" (with a lock icon), "Confirm Password" (with a lock icon), "Your Real Name" (with a checkmark icon), and "Phone Number" (with a phone icon). Below the "Password" field, there is a text instruction: "Use 8 or more characters with a mix of uppercase and lowercase letters, and numbers" followed by an example: "Example: **SuperAcc100, Lucky808**". At the bottom of the form, outside the red border, is a green button labeled "Create Account" with a right-pointing arrow icon. A large red arrow points from the top right towards the "Email Address" field.


Login 


@ Email Address


 Password

Use 8 or more characters with a mix of uppercase and lowercase letters, and numbers
Example: **SuperAcc100, Lucky808**

 Confirm Password

 Your Real Name

 Phone Number

Create Account 

4. After Register Successful. You need go to your email to activate your account.


Registration Completed

Alert!



Your Account Has Been Successfully Registered

Thank you for registered your business with **Super Counting**.
Your account has been successful created, please verify your email
address to activate the account.
Email has been sent to **Registered Email**

Login 

5. You will receive this email on your email. After that

click the link in the email to activate your account.

SUPER COUNTING User Activation

Tuesday, January 21, 2020 10:16 +08



Super Counting
supercounting@gmail.com

To

[me](#)

Welcome to SUPER COUNTING

Thanks for creating an account on SUPER COUNTING Secured Cloud Accounting System.

You can access your profile to view your subscriptions and account books .

Click here for account activation:

<http://supercounting.com/activate/E7510F57B2A0926BFB34AF36EC27DBF8>

Your username is: **nanliang@kedios.com**

We look forward to automate accounting solution for you.



- 6.
- Activate Successfully you will see this message then

you can back to supersuite.my to login your account.

Your account has been activated

Congratulations!


Your account has been successfully activated.

Please use below link for login: <http://supercounting.com/login/>

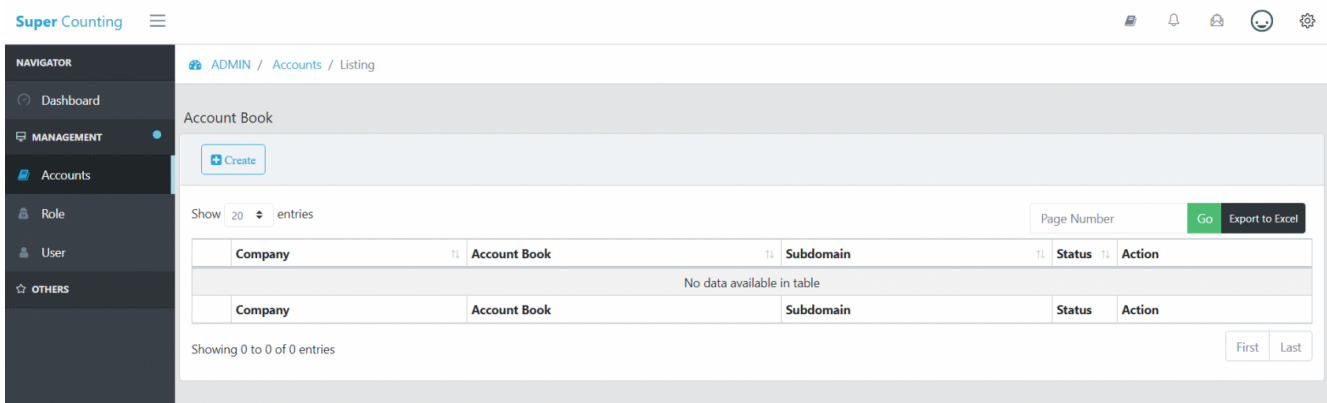
We look forward to seeing you soon.

SUPER COUNTING

Fill in the email & password to login your account.



8. Login Successful, you will view this page. You can start to manage your accounting now.



Revision #3

Created Tue, Jan 21, 2020 1:52 AM by Nan Liang

Updated Tue, Jan 21, 2020 9:48 AM by

Jason