


# Step 1 - User Registration

- User Registration

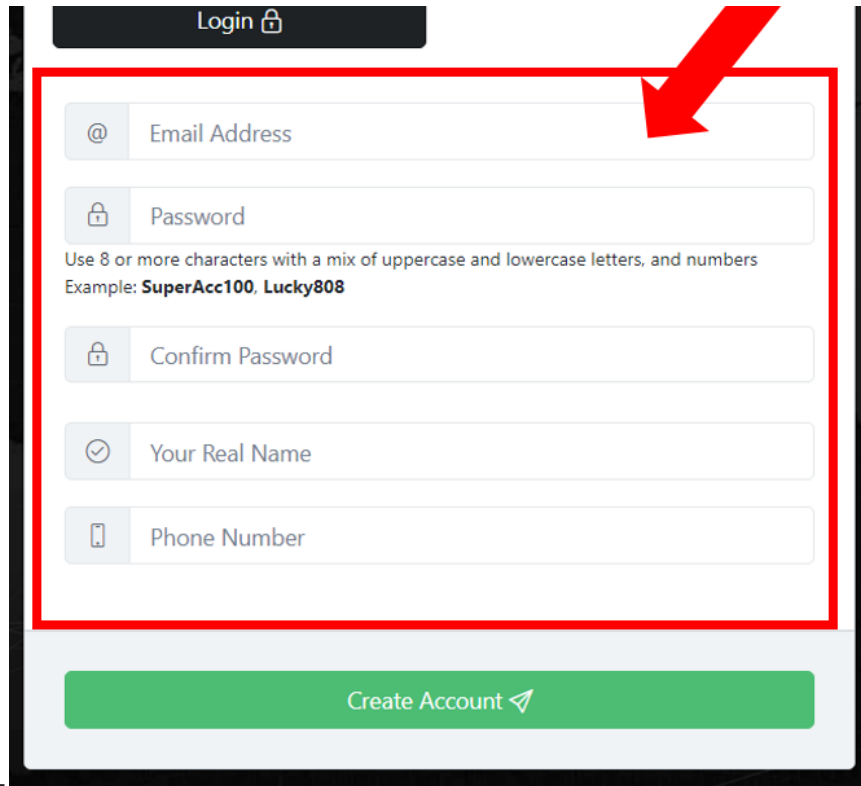
# User Registration

1. Go to supersuite.my
2. Click Register Now to register new account.



3. Fill in your detail information before click create

account.



The image shows a registration form with a dark header bar containing a "Login" button with a lock icon. The form itself is white and contains several input fields, each with a small icon on the left: an email address field with an "@" icon, a password field with a lock icon, a confirm password field with a lock icon, a real name field with a checkmark icon, and a phone number field with a mobile phone icon. A red rectangular box highlights the email address, password, and confirm password fields. A large red arrow points to the email address field. Below the password field, there is a text instruction: "Use 8 or more characters with a mix of uppercase and lowercase letters, and numbers" followed by an example: "Example: **SuperAcc100, Lucky808**". At the bottom of the form is a green button labeled "Create Account" with a right-pointing arrow.

Login

@ Email Address

Password

Use 8 or more characters with a mix of uppercase and lowercase letters, and numbers  
Example: **SuperAcc100, Lucky808**

Confirm Password

✓ Your Real Name

Phone Number

Create Account

4. After Register Successful. You need go to your email to activate your account.


# Registration Completed

## Alert!



Your Account Has Been Successfully Registered

Thank you for registered your business with **Super Counting**.  
Your account has been successful created, please verify your email  
address to activate the account.  
Email has been sent to **Registered Email**

Login 

5. You will receive this email on your email. After that

click the link in the email to activate your account.

## SUPER COUNTING User Activation

Tuesday, January 21, 2020 10:16 +08



Super Counting  
[supercounting@gmail.com](mailto:supercounting@gmail.com)

To

[me](#)

### Welcome to SUPER COUNTING

Thanks for creating an account on SUPER COUNTING Secured Cloud Accounting System.

You can access your profile to view your subscriptions and account books .

Click here for account activation:

<http://supercounting.com/activate/E7510F57B2A0926BFB34AF36EC27DBF8>

Your username is: **nanliang@kedios.com**

We look forward to automate accounting solution for you.



6.

Activate Successfully you will see this message then

you can back to supersuite.my to login your account.

## Your account has been activated

Congratulations!

Your account has been successfully activated.


Please use below link for login: <http://supercounting.com/login/>

We look forward to seeing you soon.

SUPER COUNTING

7.

Fill in the email & password to login your account.



8. Login Successful, you will view this page. You can start to manage your accounting now.

